


Date: _____

8.1 and 8.2 The Sine Law

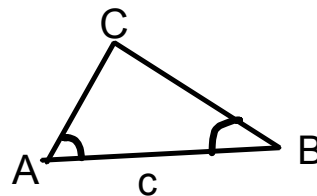
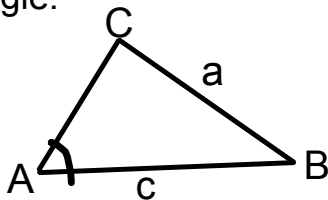
Sine Law:

$$\frac{a}{\sin A} = \frac{b}{\sin B} = \frac{c}{\sin C} \quad \text{OR} \quad \frac{\sin A}{a} = \frac{\sin B}{b} = \frac{\sin C}{c}$$



Conditions for Using the Sine Law

- 1) We know two sides and an opposite angle. | 2) We know two angles and any side

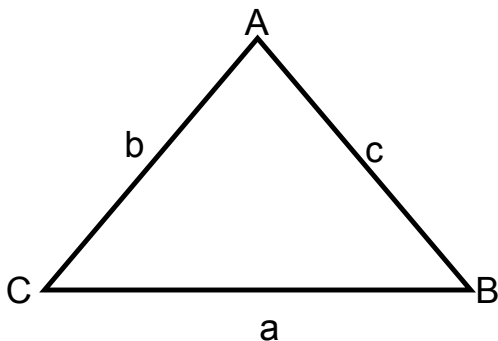


A Note About Notation

When you are labelling the sides of a non-right triangle, opposite, adjacent, and hypotenuse are meaningless. So that people label sides and angles consistently, we must learn a new convention.

In non - right triangles:

- angles are labelled with a capital letter;
- sides are labelled with the lower case letter corresponding to the angle opposite to the side.



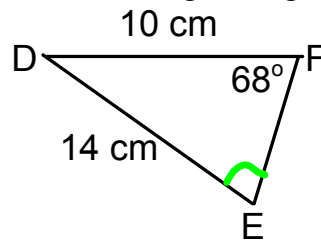
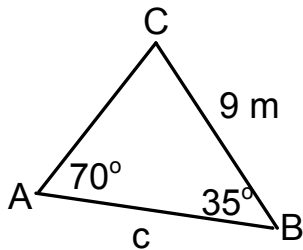
In any triangle, the shortest side is opposite the smallest angle, and the longest side is opposite the largest angle.

2) Drawing Diagrams for Non-Right Triangles

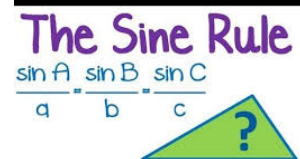
- * You must be sure to label all vertices and place your side and angle measures correctly.
- * Remember that the side opposite an angle is named using the lower case angle letter.
- * In any triangle, the longest side is opposite the largest angle and the shortest side is opposite the smallest angle.

Examples:

1. Solve for the indicated value in each of the following triangles.



2. Two angles of a triangle are 30° and 70° . The longest side is 18 m . Find the length of the shortest side.



General Tips for Solving Word Problems Using the Sine Law

- **Draw a diagram.**
- Label it properly. Make sure it makes sense!
- **Write a let statement** to clearly define your unknown values. This will help you to choose the appropriate formula.
- Do not round until your last step so that your answer is accurate!
- **Write a concluding statement** that relates back to your let statement.

3. Two people are standing on different buildings that are the same height. They are 25 m apart. A car accident occurs on the road below. The angles of depression from the observers to the accident are 45° and 52° . Which person is closer and by how much?

4. The roof of a dog house has rafters at the front of the house that are to be inclined at an angle of 26° . The house is 2 m wide. Determine the length of the rafters.

